



IMPACT OF COVID-19 ON BUSINESSES ACROSS SURREY

ANALYSIS OF RESULT OF SURVEY CONDUCTED BETWEEN 27TH JULY AND 14TH AUGUST 2020

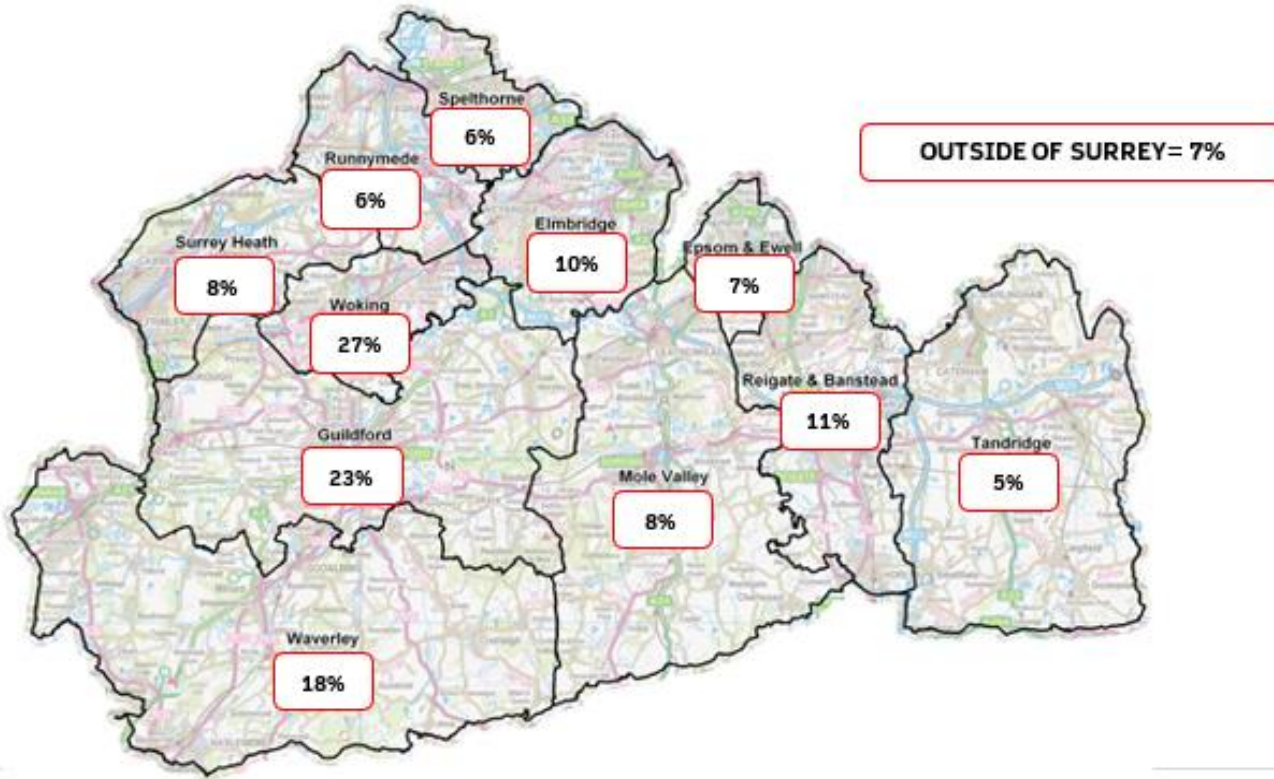
INTRODUCTION

Surrey Chambers of Commerce, working in partnership with Hampshire Chamber of Commerce and Sussex Chamber of Commerce, Surrey County Council, Enterprise M3 and Coast2capital, have conducted this business survey tracking economic conditions of businesses based in Surrey, Hampshire, and Sussex.

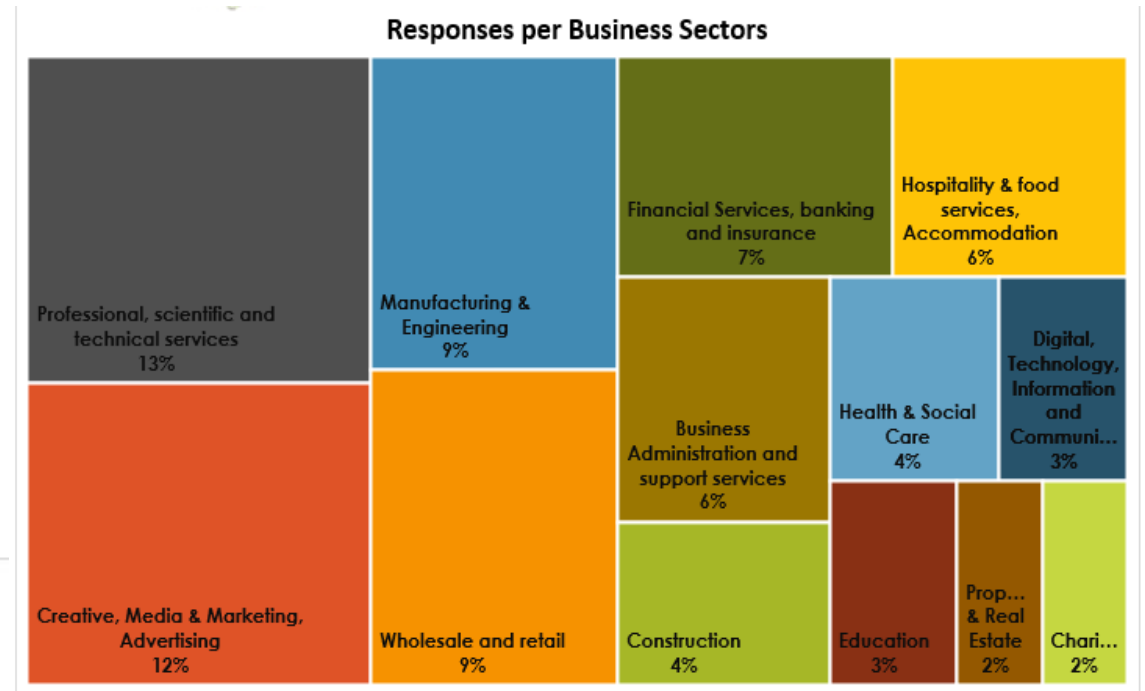
The third survey took place from 27th July 2020 until 14th August 2020.



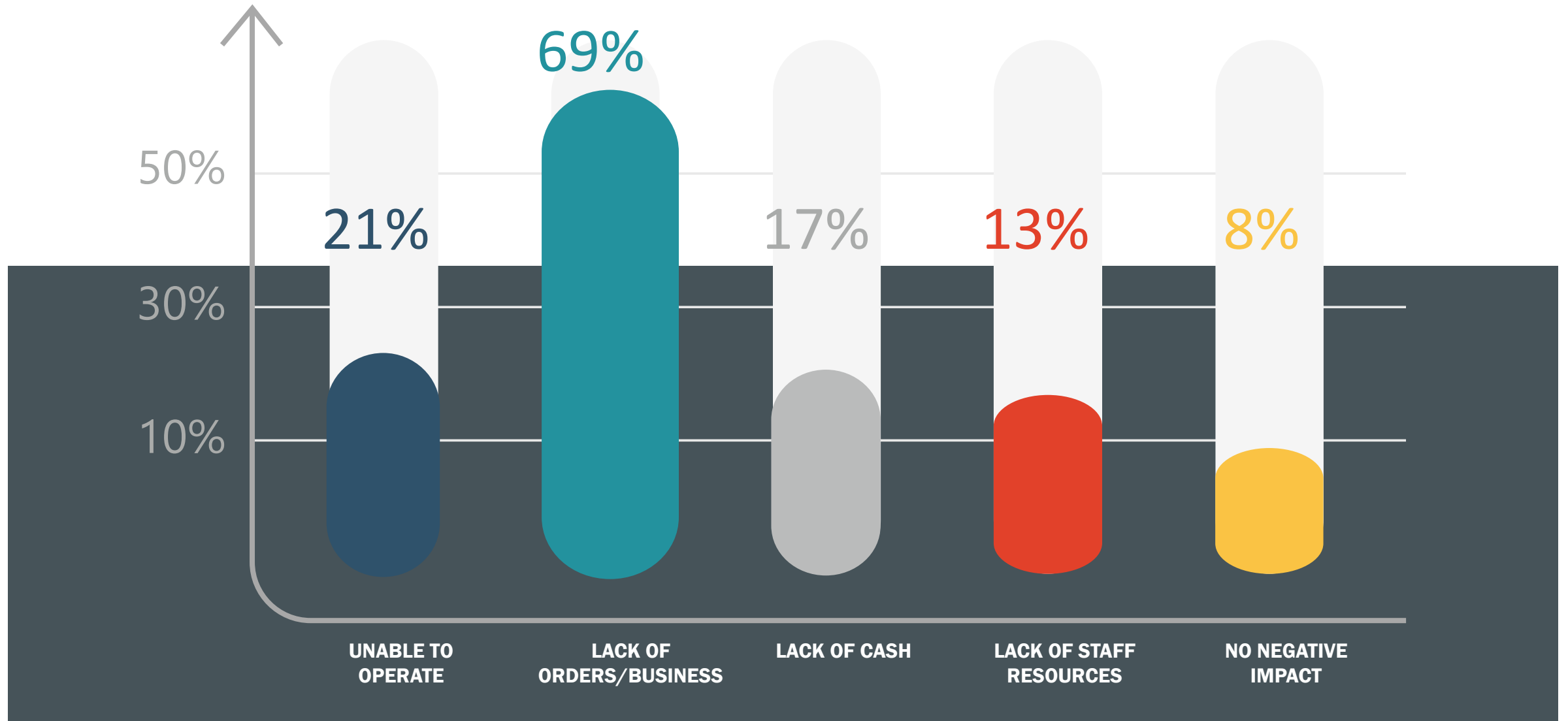
RESPONSE TO THE SURVEY



Number of Employees	% of response
Sole Trader	17%
1 to 9 employees	52%
10 to 49 employees	18%
50 to 249 employees	10%
More than 250 employees	3%



BIGGEST NEGATIVE IMPACTS ON YOUR BUSINESS FROM COVID-19



LENGTH OF TIME EXPECTED YOUR BUSINESS TO RECOVER

NEVER

0-6 MONTHS

6-12 MONTHS

1 YEAR +



2%

18%

22%

48%

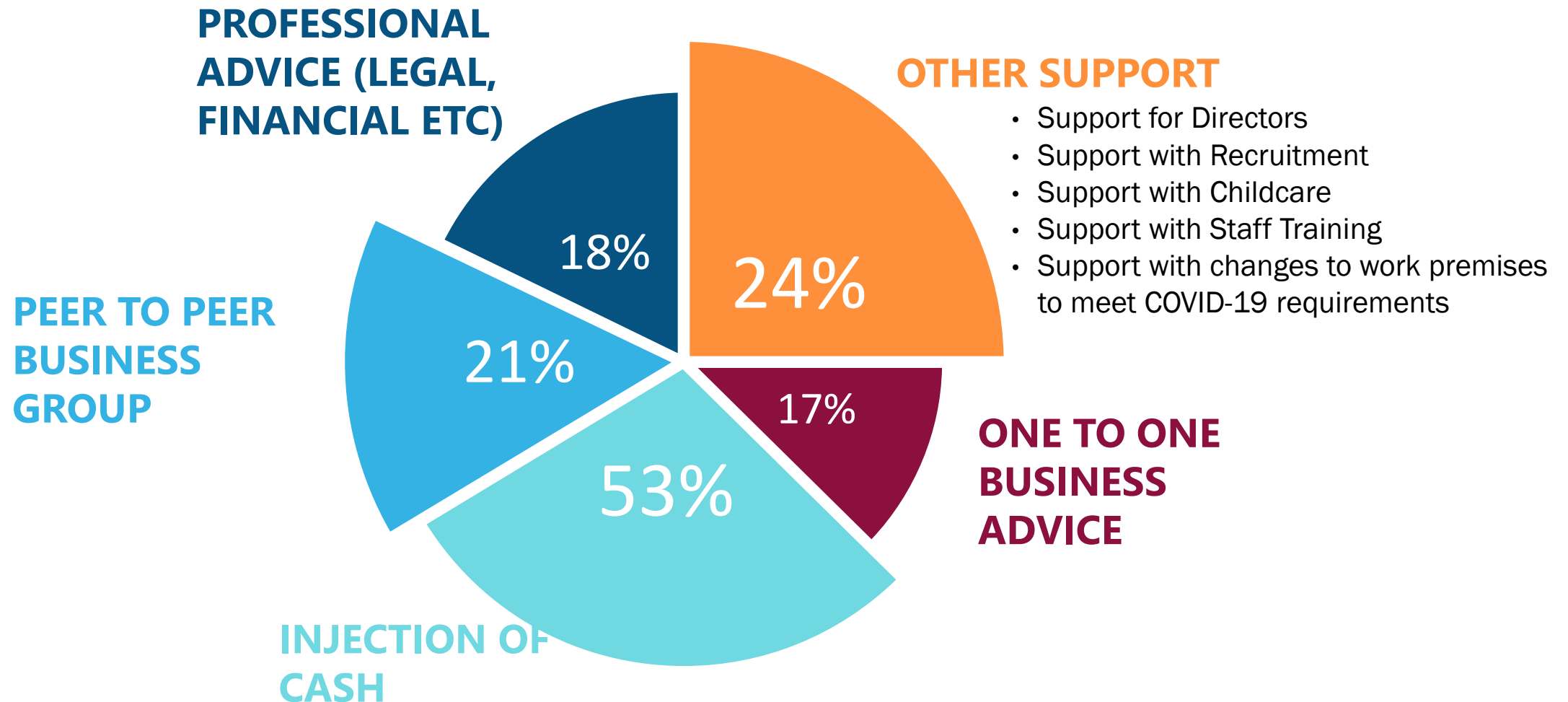
**HIGHLY UNLIKELY TO
RECOVER TO
TURNOVER**

**ALREADY SEEING
SOME RECOVERY TO
TURNOVER**

**RECOVERY LIKELY BUT
SHORT-TERM IMPACT
TO TURNOVER**

**RECOVERY LIKELY BUT
LONG-TERM IMPACT
TO TURNOVER**

WHAT TYPE OF SUPPORT WOULD SPEED YOUR RECOVERY?



HOW LONG WILL YOUR CASH LAST?



SAY CASH FLOW WILL
LAST
1-3 MONTHS



SAY CASH FLOW WILL
LAST
3-6 MONTHS



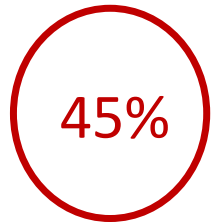
SAY CASH FLOW WILL
LAST
6-12 MONTHS




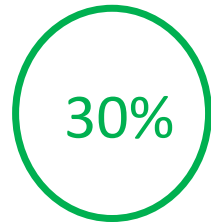
SAY CASH FLOW WILL
LAST
1 YEAR +



COMPARED TO RESULTS OF 2ND SURVEY (24TH APRIL – 15TH MAY)



DIFF 23%



DIFF 3%



DIFF 5%



DIFF 21%

WHICH GOVERNMENT SUPPORT PACKAGES HAVE YOU USED?



8%

Self-Employed
Income Support



22%

Bounce Back
Loans



10%

Coronavirus
Business
Interruption Loan
Scheme (CBILS)



34%

Coronavirus
Job Retention
Scheme



23%

Local Authority
Small Business
Grants



3%

Local Authority
Retail, Hospitality
& Leisure Grant



13%

Local Authority
Discretionary
Grant

Other packages utilised include:

VAT Deferment for 3 months, Statutory Sick Pay Refund, Upscaled HMRC Time to Pay and Deferral of Self Assessment
(14%)

WHAT DO YOU THINK YOUR STAFFING LEVELS WILL BE GOING FORWARD?



3% BELIEVE THEIR STAFFING LEVELS WILL INCREASE BY 20%

11% BELIEVE THEIR STAFFING LEVELS WILL INCREASE BY 10%

49% BELIEVE THEIR STAFFING LEVELS WILL REMAIN THE SAME

15% BELIEVE THEIR STAFFING LEVELS WILL DECREASE BY 10%

16% BELIEVE THEIR STAFFING LEVELS WILL DECREASE BY 20%

7% BELIEVE THEIR STAFFING LEVELS WILL DECREASE BY MORE THAN 20%

IN PREPARATION FOR A RETURN TO WORK, WHICH OF THE FOLLOWING HAVE YOU CARRIED OUT?

61%

Have created a COVID-Secure Risk Assessment with action plan




58%

Have consulted with Staff on the feeling of returning



40%


Have plans in place in case of a further lockdown



19%

Have carried out other actions

- Continue to allow to work from home,
- Alternate start and finish times
- Change to premise layout



IMPACT BY RESTRICTIONS STILL IMPOSED ON AVIATION & OTHER TRAVEL




37% HAVE HAD NO IMPACT BY THE RESTRICTIONS AT ALL

31% HAVE BEEN IMPACTED A LITTLE BY THE RESTRICTIONS

14% HAVE BEEN MODERATELY IMPACTED BY THE RESTRICTIONS

18% HAVE BEEN GREATLY IMPACTED BY THE RESTRICTIONS

WHAT HAVE BEEN THE BIGGEST IMPACTS TO YOUR BUSINESS OF 30% OF RESPONDENTS THAT TRADE INTERNATIONALLY...




85%

Have seen orders cancelled by overseas customers




55%

Have had delays receiving goods from UK and Overseas customers




28%

Have been disrupted by severe reduction in activity on international routes (airfreight capacity/ Shipping delays)



44%

Have been disrupted by staffing issues (furloughed / redundant / self-isolating)



35%

Have been disrupted due cash flow or operational issues